

Lactic peel

WITH RESVERATROL



100mL soft touch, airtight bottle with convenient twist cap controlled nozzle dropper

OVERVIEW

Lactic peels are recommended for dry, mature and sensitive skin types in need of hydration. This 35% lactic acid peel will soften fine lines, wrinkles and stimulate collagen and elastin, leaving skin feeling smooth and hydrated. It is a super hydrating and brightening peel that targets hyperpigmentation, melasma and sun damage.

Visible peeling is unlikely, however individuals respond differently to peel treatments and peeling may occur. Please note that if a client has not previously had a peel treatment it is advised that only one layer of lactic peel be applied at the initial peel treatment, gradually working up to three layers at subsequent peel bookings as tolerated.

LACTIC PEEL BENEFITS

- exfoliates the surface of the skin
- improves the appearance of hyperpigmentation
- evens skin tone
- helps to hydrate, brighten and lighten skin
- improves the appearance of fine lines and wrinkles
- stimulates collagen production
- little or no downtime

KEY INGREDIENTS

LACTIC ACID (AHA)

- a powerful exfoliant that is effective in reducing fine lines, wrinkles, age spots and hyperpigmentation
- has intense hydrating properties to moisturise the skin

RESVERATROL

- provides anti-wrinkle, firming and soothing properties, while providing immediate and long term hydration
- stimulates extra cellular matrix and collagen synthesis
- enhances skin tone
- contains anti-inflammatory properties
- promotes firming and helps rebuild DEJ structural integrity

WHITE MULBERRY (MORUS ALBA) FRUIT EXTRACT

- a highly concentrated tyrosinase inhibitor
- brightens skin and reduces the appearance of hyperpigmentation and sun damage
- essential components provide anti-inflammatory and antioxidant properties

POMEGRANATE (PUNICA GRANATUM) EXTRACT

- restores water circulation to the skin while increasing collagen production
- has the capacity to directly inhibit melanin production

CHAMOMILE AND CALENDULA EXTRACTS

- natural anti-irritants and anti-inflammatories with calming properties

CESTRUM LATIFOLIUM LEAF EXTRACT

- significantly reduces redness
- reduces skin sensitivity to irritation

ESSENTIAL OIL BLEND

- unique asap developed blend that combines orange, lemon myrtle, lemongrass, lime and ginger to provide cleansing, clarifying and antioxidant properties

Recommended for dry, mature and sensitive skin types in need of hydration. This peel softens fine lines and wrinkles, targets pigmentation and sun damage and stimulates collagen and elastin production to leave skin feeling smooth and hydrated.

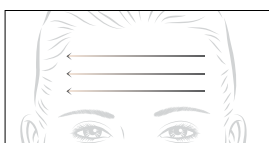
- Ensure that the client has read the client peel information document and signed the asap peel consent form.
- It is recommended that asap radiance serum be introduced to the client's skin care routine two weeks prior to peel application.
- Apply one layer only if the client has not previously undergone an asap peel treatment.
- Do not exceed three layers.

SET UP

- | | | |
|--------------------|----------------------------|------------------------------|
| • asap lactic peel | • Headband | • asap daily facial cleanser |
| • asap peel brush | • Gloves | • asap ultimate hydration |
| • asap peel bowl | • Cotton pads | • asap SPF |
| • Timer | • Cotton tips | |
| • Fan | • asap hydrating lip balm+ | |

STEPS

- Cleanse skin thoroughly with asap daily facial cleanser
- Apply asap hydrating lip balm+ SPF15 to lips with cotton tip. Cut a cotton pad in half and dot with asap hydrating lip balm+ SPF15, then press onto closed eyes for protection
- Dispense 20 drops of asap lactic peel solution into a peel bowl. This is sufficient product for one layer to the face, neck and décolletage. Add 20 drops for each subsequent layer. Replace cap immediately after use
- Place one side of peel brush lightly in peel solution, blot any excess solution on the side of the dish prior to each application



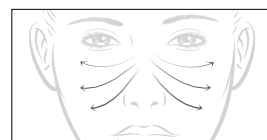
- Begin peel application on the forehead, apply temple to temple



- Follow outside perimeters of the face, applying temple to jaw



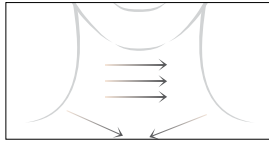
- Apply to the jaw



- Apply to chin area and area above upper lip and nose



- Apply under the jaw line



- Apply to neck and décolletage
- Fan client for comfort, if necessary
- Wait five minutes to assess client response. If skin shows no sign of redness, proceed with the next layer. Do not rinse between layers. Do not exceed three layers
- Wait five minutes, then apply asap ultimate hydration and massage into skin
- Apply asap SPF to the face, neck and décolletage. An additional layer of asap CC correcting cream may also be applied
- Finish with asap pure mineral makeup and asap hydrating lip balm+ SPF15.