



100mL soft touch, airtight bottle with convenient twist cap controlled nozzle dropper

OVERVIEW

A powerful blend of 35% AHA/BHA. Recommended for skin hyperpigmentation, post inflammatory hyperpigmentation and UV damage. Improves skin texture and restores a fresh, smooth, more youthful radiance to the skin. Visible 'eraser' peeling may occur three to five days post peel application.

REVEAL PEEL BENEFITS

- intense peel that is suitable for mature skin
- exfoliates dead skin cells; renews and reveals fresher, more youthful looking skin
- rejuvenates dull skin, while stimulating collagen production
- hydrates and softens
- minimal downtime

KEY INGREDIENTS

LACTIC ACID (AHA)

- a powerful exfoliant that is effective in reducing the appearance of fine lines, wrinkles, age spots and hyperpigmentation
- has intense hydrating properties

SALICYLIC ACID (BHA)

- helps to re-texture the skin
- has the ability to penetrate sebum filled follicles to dissolve blockages (comedones) caused by the build-up of dead skin cells
- improves skin tone and texture by assisting to diminish the appearance of fine lines and wrinkles
- effectively exfoliates dead skin cells, smoothes and softens the skin
- assists in improving hyperpigmentation
- evens out skin tone

GLYCOLIC ACID (AHA)

- one of the most effective AHAs
- a gentle exfoliator that assists to remove the outer layer of dead skin cells
- stimulates collagen production and promotes cell renewal
- improves the appearance of sun damaged skin and fights skin ageing
- reveals smoother, brighter, more supple skin with less hyperpigmentation and fewer irregularities
- has a very low molecular size, to allow faster penetration of the skin than other AHA molecules eg: lactic, tartaric etc

BILBERRY FRUIT/LEAF EXTRACT

- bilberries contain the powerful antioxidant tannins which is beneficial in the treatment of hyperpigmentation, inhibiting melanin production and keeping skin smooth and youthful

SUGAR CANE EXTRACT AND SUGAR MAPLE EXTRACT

- these extracts contain several naturally occurring alpha hydroxy acids (glycolic acid)
- alpha hydroxy acids have been shown to promote smoother, younger looking skin by increasing the rate of cell renewal

ORANGE AND LEMON FRUIT EXTRACTS (CITRIC ACID)

- orange and lemon extracts both contain citric acid and high concentrations of vitamin C, which provide excellent exfoliating properties, very effective skin lightening properties and antioxidant benefits.

Recommended for mild hyperpigmentation and UV damage. Helps improve skin texture and restores a fresh, smooth, more youthful radiance to the skin.

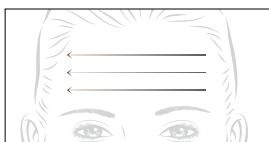
- Do not exceed three layers.
- It is recommended that asap radiance serum be introduced to a client's skin care routine two weeks prior to peel application.
- Ensure that the client has read the peel overview and signed the consent form.
- Apply one layer only if the client has not previously undergone an asap peel treatment.
- Do not apply asap reveal peel to clients who are allergic to aspirin (salicylic acid).

SET UP

- | | | | |
|------------------------------|------------|------------------------------|---------------------|
| • asap glycolic peel | • Timer | • Cotton pads | • asap soothing gel |
| • asap neutralising solution | • Fan | • Cotton tips | • asap SPF |
| • asap peel brush | • Headband | • asap hydrating lip balm+ | |
| • asap peel bowl | • Gloves | • asap daily facial cleanser | |

STEPS

- Cleanse skin thoroughly with asap daily facial cleanser
- Apply asap hydrating lip balm+ SPF15 to lips with cotton tip. Cut a cotton pad in half, dot with asap hydrating lip balm+ SPF15 and press onto closed eyes for protection
- Dispense 20 drops of asap reveal peel solution into the peel dish. This is sufficient product for the three layers to the face, neck and décolletage. asap reveal peel is suitable to use anywhere on the body including hands and feet. Replace lid immediately after use to avoid evaporation
- Place one side of peel brush lightly in peel solution, blot any excess solution on the side of the dish prior to each application



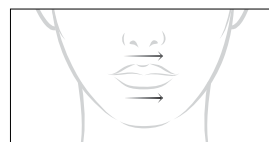
- Begin peel application on the forehead, apply temple to temple



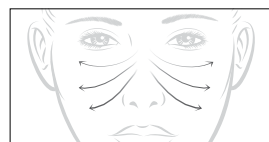
- Apply to the outside perimeters of the face, applying temple to jaw



- Apply to the jaw



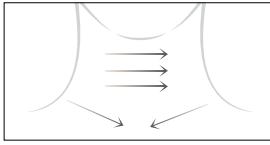
- Apply to the chin, nose and the area above the upper lip



- Starting on the bridge of the nose apply along eye orbital and cheeks. Avoid the eyelids and avoid applying close to the eyes



- Apply under the jaw



- Apply to neck and décolletage
- Fan your client for comfort, if necessary
- Leave peel on skin for five minutes, regularly checking for any redness and client comfort. Do not leave the client alone in this time. If there is no redness, proceed with the second layer. Do not exceed three layers and always leave five minutes between layers to assess the client's response. Do not rinse
- Wait five minutes, then apply asap ultimate hydration and massage into skin
- Apply asap SPF to the face, neck and décolletage. An additional layer of asap CC correcting cream may also be applied
- Finish with asap pure mineral makeup and asap hydrating lip balm+ SPF15.

reveal peel aftercare instructions

IN THE EIGHT HOURS FOLLOWING PEEL APPLICATION

- Do not wash or wet face
- Do not apply additional product
- If excessive redness or irritation is felt during the 8 hours following the peel application, rinse skin thoroughly with water

IN THE THREE DAYS FOLLOWING PEEL APPLICATION

- Apply asap SPF and avoid sun exposure
- Moisturise the skin as often as required
- Do not exfoliate
- Do not use products with exfoliating properties including: asap daily exfoliating facial scrub, asap radiance serum, asap super C complex, asap super A+ serum
- Peeling, if it occurs, generally begins around the mouth area and is usually complete in three to five days. Moisturise flaking or peeling skin, as required
- Do not pick or pull at any loosening or exfoliating skin. This could result in damage or cause pigmentation problems to your skin
- Ongoing, long term use of asap skin products following a peel will help to prolong the results.

Reveal peel aftercare instructions are available to download from the **PEELS/FORMS** section of the **asap professional website**.